


Tap-Integrated Photo Detector IPD

The IPD is an optical power monitoring device consisting of individual tap-integrated photo detectors. The IPD is very compact and is easily mounted on a PCB for system use. Optical properties are excellent and include a broad wavelength range covering C and L-band with low insertion loss and high sensitivity.

The IPD eliminated the need for an optical fiber coupler/splitter and a photo detector. The IPD provides a simple and low cost solution for optical power monitoring at DWDM, switch and amplifier systems.



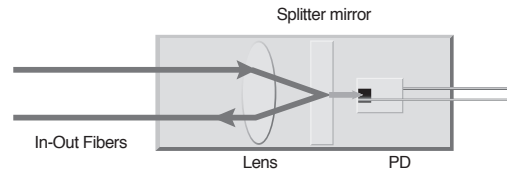
Features

- ▶ High Quality (GR-468-CORE Qualified)
- ▶ Excellent Characteristics
- ▶ Compact Design
- ▶ Custom to Build Available
- ▶ Minimum Fiber Bending Radius of 5mm is available

Applications

- ▶ Power and Channel Monitoring for WDM Systems
- ▶ Power Control Monitoring for Amplifier
- ▶ Optical Monitoring for Switching Systems
- ▶ Supervisory for Equipment Systems

Dimension



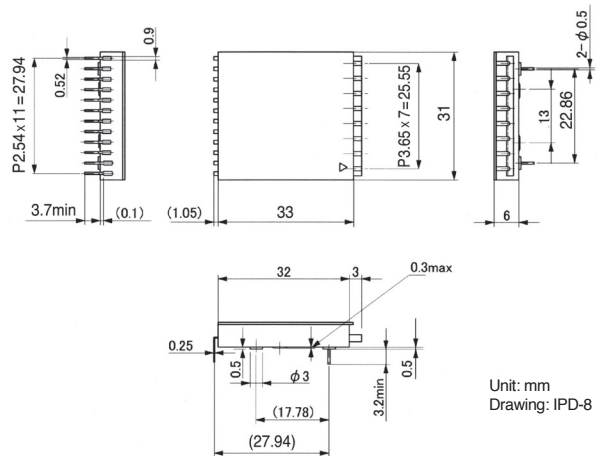
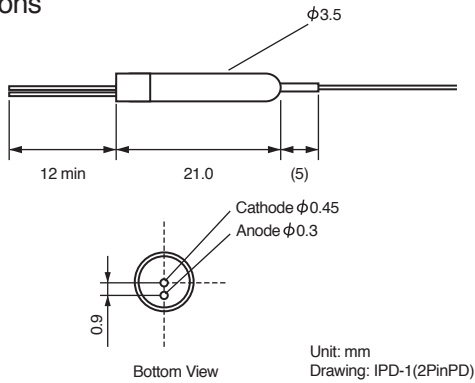
Options

IPD-UW	Operates over a wide wavelength range, 1260-1610nm
IPD-F	Integrated filter detects only a selected wavelength range (100, 200GHz etc)
MM-IPD	Designed for multi-mode fiber applications
PM-IPD	Polarization maintain version with high PER

Specifications

Parameter	Unit		Type					Notes
			S1	S2	S3	S5	S9	
Insertion Loss	Max.	dB	0.5	0.5	0.5	0.6	0.8	All Operating Conditions
Return Loss	Min.	dB	45					-
PD Sensitivity	-	mA/W	8 to 20	14 to 24	20 to 40	40 to 70	70 to 120	All Operating Conditions, 5V Bias
Dark Current	Max.	nA	5					70°C, 5V Bias
Reverse Voltage	Max.	V	10					-
Forward Current	Max.	mA	5					-
Wavelegth Range	-	nm	1510 to 1610					-
Storage Temperature Range	-	°C	-40 to 85					Non-condensation
Operating Temperature Range	-	°C	0 to 70					Non-condensation
Input Optical Power	Max.	dBm	+23	+20	+18	+16	+13	-
Fiber Length	Min.	mm	1000					0.25mm coating SMF
Dimension	-	mm	3.5(D) x 21(L)					IPD-1 2pinPD
			5.45(D) x 24.9(L)					IPD-1 3pinPD
			17.5 x 32 x 6					IPD-4
			31 x 32 x 6					IPD-8
			39 x 32 x 6					IPD-10

Dimensions



Ordering Code

IPD-A-B-C-D

A=Channel

1=1ch, 4=4ch, 8=8ch, 10=10ch

B=Type (See Specifications)

S1, S2, S3, S5, S9

C=Connector

00=No Connector

FS=FC-SPC, FA=FC-APC, SS=SC-SPC, SA=SC-APC,

MU=MU-SPC, MJ=MUJ-SPC, LC=LC-SPC

D=Pin Assignment

Single Type: 2P=2pinPD, 3P=3pinPD

Array Type: AC=Anode Common, CC=Cathode Common, SE=Pin Separate (IPD-4 Only)

www.santec.com E-Mail : sales@santec.com

2005 © SANTEC CORPORATION Santec reserves the right to make changes in equipment design, components or specifications without notice.



SANTEC CORPORATION

5823 Ohkusa-Nenjyozaka, Komaki, Aichi 485-0802, Japan Tel.+81-568-79-1959 Fax +81-568-79-1718

SANTEC U.S.A. CORPORATION

433 Hackensack Ave., Hackensack, NJ, 07601, U.S.A. Toll Free +1-800-726-8321 (santec-1) Tel.+1-201-488-5505 Fax +1-201-488-7702

SANTEC EUROPE LIMITED

Magdalen Centre, Robert Robinson Ave., The Oxford Science Park, Oxford OX4 4GA, U.K. Tel.+44-1865-784960 Fax +44-1865-784961

SANTEC (SHANGHAI) Co., Ltd.

No.800 Zhangyang Road Changhang Tower, Pudong District, Shanghai 200122 China Tel:+86-21-58361261, +86-21-58361262 Fax: +86-21-58361263